

Cancer Hospital Workgroup



***October 29, 2013
10:00 – 11:00 AM C.T.***

Agenda

Roll Call	All
Facility Report	ACoS
Results from Mock Data Run	ACoS
PCHQR Progress	ACoS
Timelines (1Q – 3Q2013)	ACoS
Review of Data Collection and Reporting Period	Telligen

PLEASE NOTE:

INFORMATION NOT RELEASABLE TO THE PUBLIC UNLESS AUTHORIZED BY LAW: This information has not been publicly disclosed and may be privileged and confidential. It is for internal government use only and must not be disseminated, distributed, or copied to persons not authorized to receive the information. Unauthorized disclosure may result in prosecution to the full extent of the law.” **NOTE:** the absence of this statement on correspondence does not mean that nonpublic, confidential, privileged, or proprietary information may be released; and Advise CMS management immediately if any non-disclosable information that is/was maintained by or in the possession of CMS is disclosed, whether intentionally or unintentionally, or if this information is used or handled in a manner inconsistent with this policy.

Facility Report

- In pdf format
- Puts the data reporting data in a report format
- Refreshed daily
- Contain all measures

The screenshot displays the American College of Surgeons (ACS) Rapid Quality Reporting System interface. At the top, the ACS logo and tagline "Inspiring Quality: Highest Standards, Better Outcomes" are visible, along with the NCDB logo and "RAPID QUALITY REPORTING SYSTEM". A navigation bar includes links for Dashboard, Alerts, Case List, Compare, My Account, NCCCP, PCHQR ADMIN, Change Facility, and Exit.

The main content area features a "SUBMISSION DATE" sidebar on the left with a list of dates: 09/16/2013 (highlighted in red), 11/15/2013, 02/17/2014, 05/15/2014, 08/15/2014, 11/17/2014, and 02/16/2015. A central instruction box states: "Click on the RateList for detailed information regarding that particular Measure and Quarter".

Below the instruction box is a large table with the following columns: Facility ID, Time Period, Cancer Measure, Measure Descript..., Numerator, Denominator, and Percentage. This table is currently empty.

At the bottom left, a red button labeled "Facility Report" is highlighted with a black arrow. Below it is a blue button labeled "Services" and a logo for "Data Analytics".

At the bottom right, another table is visible with columns: Measure_Status, Accession Number, Seq#, Measure, Case Stat..., and Notes. This table is also empty.

Facility Report (continued)



PPS-Exempt Cancer Hospitals Quality Reporting Program (PCHQR) Facility Report

Date: [mm/dd/yyyy]

Diagnosis Cohort: [Q1 2013]

Facility Name: [insert name here]

Facility ID Number (FIN): [#####]

NQF Measure #0559: Combination chemotherapy is considered or administered within 4 months (120 days) of diagnosis for women under 70 with AJCC T1cN0M0, or Stage II or III hormone receptor negative breast cancer.

Numerator: [##]

Denominator: [##]

RATE OF CONCORDANCE: [##%]

NQF Measure #0220: Tamoxifen or third generation aromatase inhibitor is considered or administered within 1 year (365 days) of diagnosis for women with AJCC T1cN0M0, or Stage II or III hormone receptor positive breast cancer.

Numerator: [##]

Denominator: [##]

RATE OF CONCORDANCE: [##%]

NQF Measure #0223: Adjuvant chemotherapy is considered or administered within 4 months (120 days) of diagnosis for patients under the age of 80 with AJCC Stage III (lymph node positive) colon cancer.

Numerator: [##]

Denominator: [##]

RATE OF CONCORDANCE: [##%]

Results from Mock Data Run

ACoS conducted a mock data run on 09/16/2013
Test file successfully created

The following issues have been resolved

- Registrars received multiple emails
- Some of the data was duplicated
- HT was listed in Facility Report as 'complete'

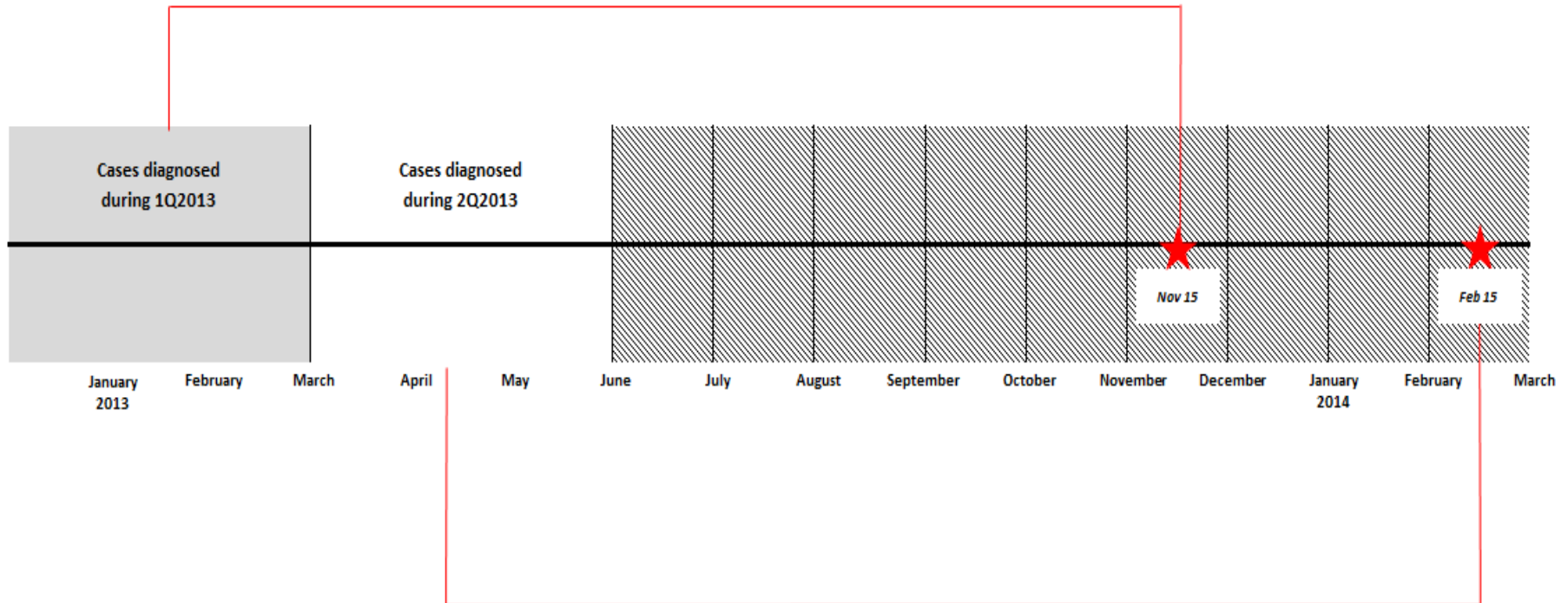
Thank you for your patience!

PCHQR Progress Report, as of 10/16/2013

Measure (N=11)	Numerator	Denominator	Percentage Rate
ACT <i>Range: (0 – 17)</i>	70 <i>(0 – 17)</i>	75 <i>(0 – 19)</i>	93.33
MAC <i>Range: (1 – 34)</i>	116 <i>(1 – 34)</i>	121 <i>(1 – 35)</i>	95.87

*No analysis has been performed on this data.
Includes only aggregate data for participating facilities for 1Q2013.*

PCHQR Timeline

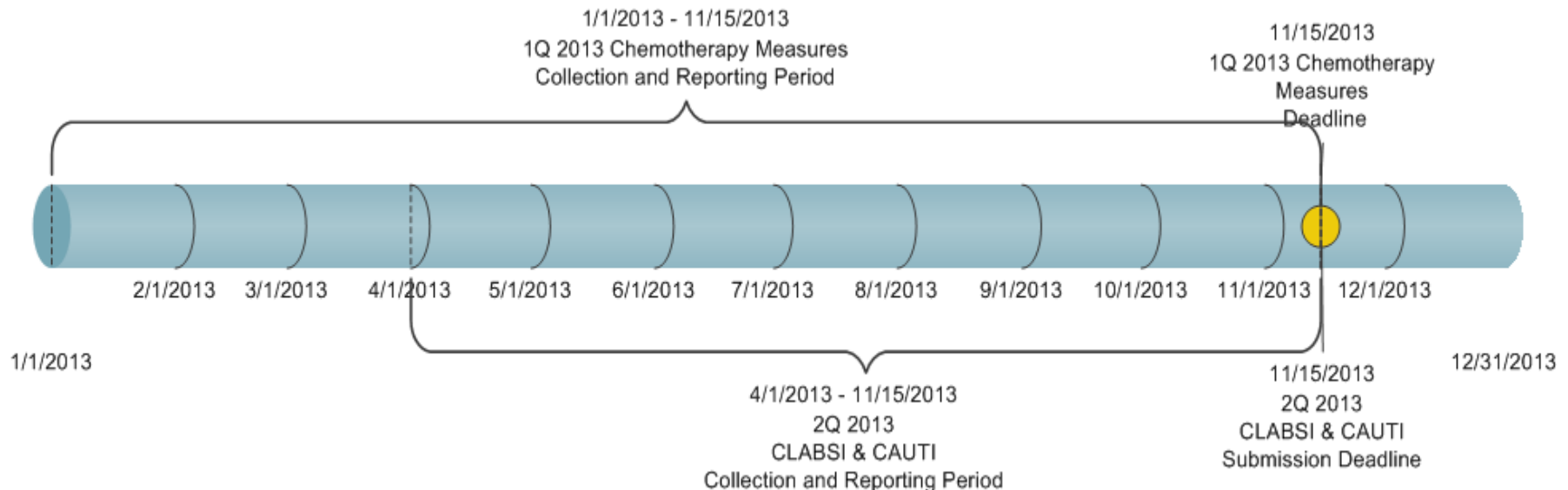


Measure Reporting Timeline

November 15, 2013

1Q 2013 Data Submission Period to ACoS

2Q 2013 Data Submission Period to CDC

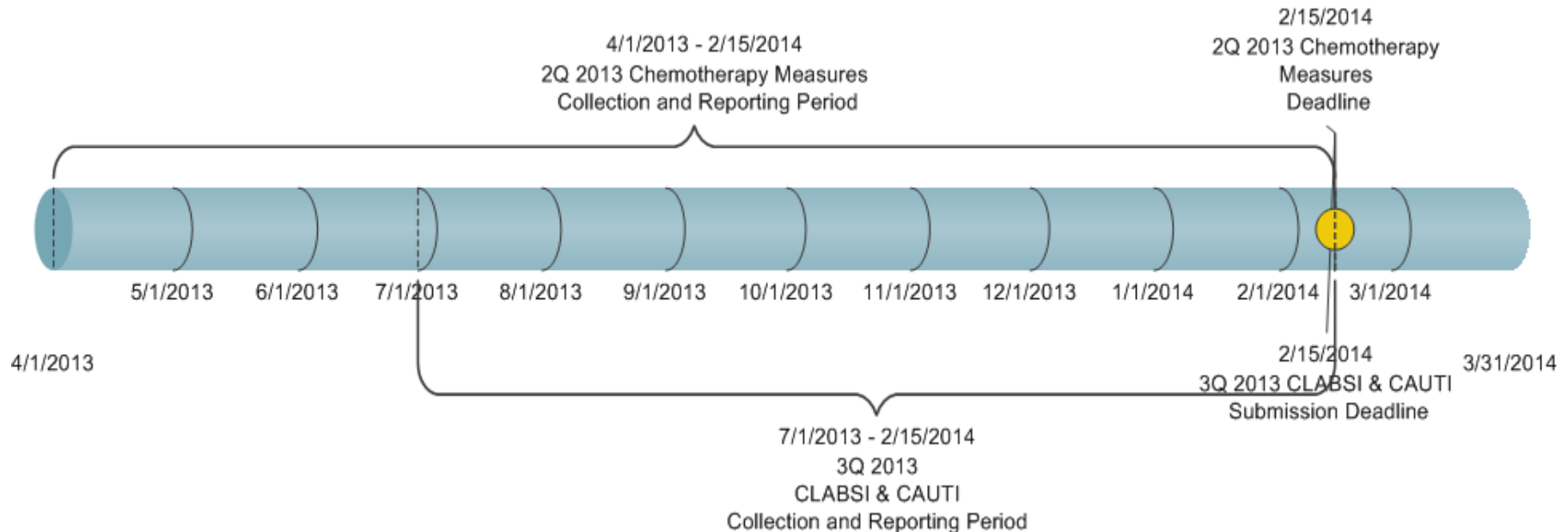


Measure Reporting Timeline

February 15, 2014

2Q 2013 Data Submission Period to ACoS

3Q 2013 Data Submission Period to CDC



Point of Contact

IPFQR Support Help Desk

Phone: (888) 961-6425

E-mail: IPF-PCHQRSupport@Telligen.org

ACoS PCHQR Support Help Desk

Phone: (312) 202-5573

E-mail: cmetzger@facs.org