
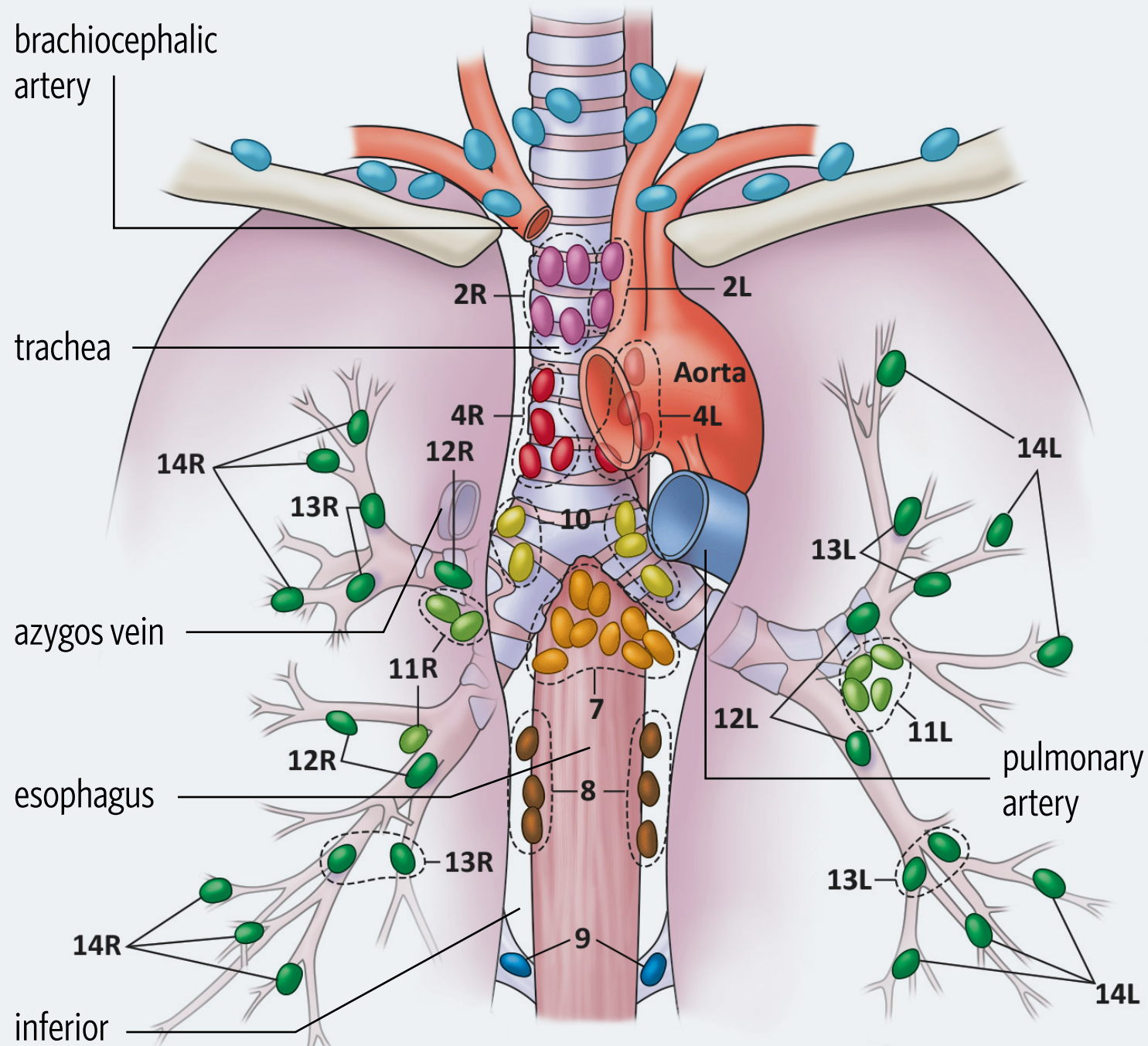
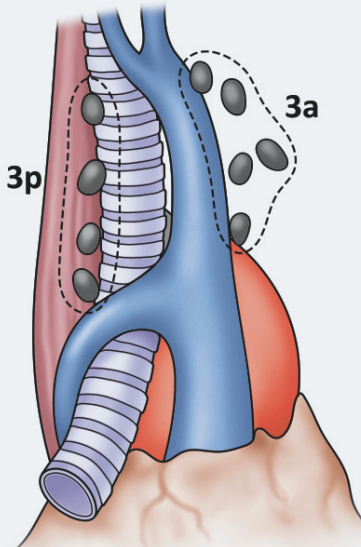
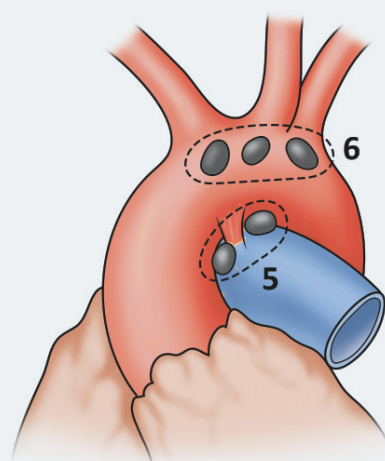


Standard 5.8: Pulmonary Resection

Operation	Pathology Documentation	When?
<p>For any primary pulmonary resection performed with curative intent <i>(including non-anatomic parenchymal-sparing resections)</i></p> <p>Resect nodes from:</p> <div><p>Mediastinum (Stations 2-9) ≥3 distinct stations</p><p>Hilum (Stations 10-14) ≥1 station</p></div>	<p>Synoptic report documents lymph nodes from:</p> <div><p>with names and/or numbers of stations</p><div><p>≥ 3 mediastinal stations</p><p>≥ 1 hilar station</p><div></div></div></div>	<p>2021: Implementation</p> <p>2022 site visits: 70% Compliance</p>